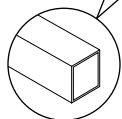


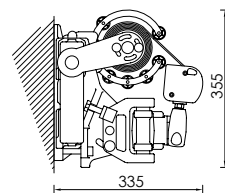
# KE VICTORY B27

per aumenti TESSUTO e RAL vedi pagine 106/115 - For fabric and RAL increases see at pages 106/115  
 Augmentation TISSU et RAL voir pages 106/115 - Für Aufpreise für RAL und Stoffe S. seiten 106/115

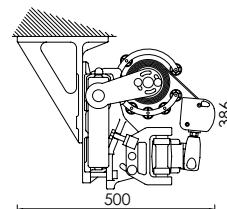


60x40 mm

Installazione a parete  
Wall installation



Installazione a soffitto  
Ceiling installation



Installazione con tettuccio  
Installation with hood

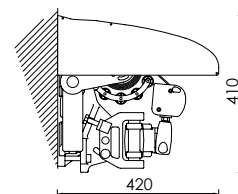


Diagramma di copertura a parete - Wall covering diagram

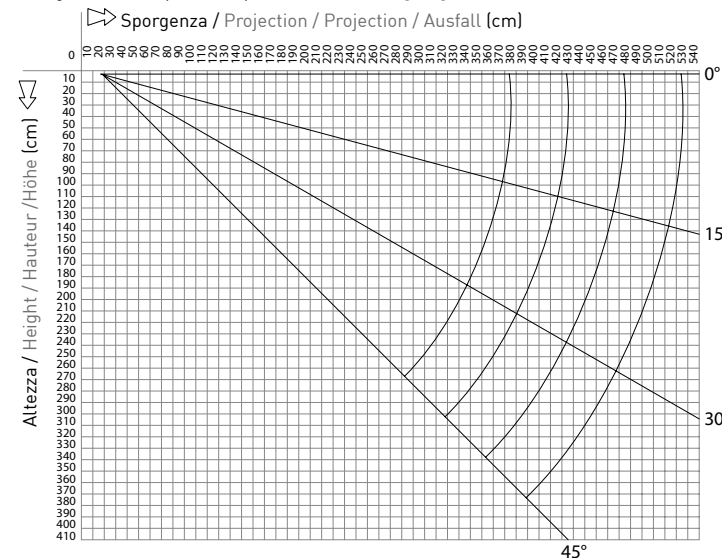
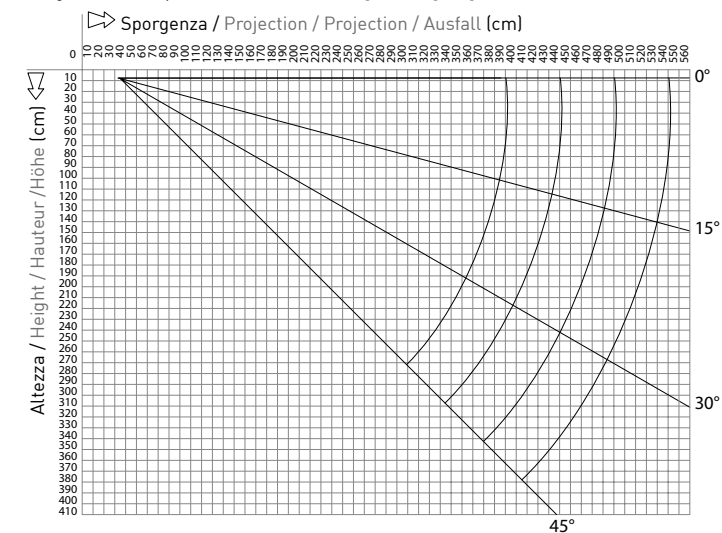


Diagramma di copertura a soffitto - Ceiling covering diagram



- Bracci / Arms / Bras / Arme
- Staffa parete-soffitto / Wall-ceiling bracket / Support universel / Wand/Deckenknsole
- ▶ Supporto compensatore / Balance support / Support compensateur/Stützlager
- Supporto tettuccio / Hood support / Support pour auvent / Schutzdachhalter

cm	↔	500	600	700	800	900	1000	1100	1200
410	■	2	2	3	3	4	4	4	5
	▼	4	6	6	7	7	8	8	9
	▲	1	1	1	1	1	2	2	2
	●	4	6	6	7	7	8	8	9
460	■	2	2	2	3	3	4	4	4
	▼	4	6	6	7	7	8	8	9
	▲	1	1	1	1	1	2	2	2
	●	4	6	6	7	7	8	8	9
510	■	-	2	2	3	3	3	4	4
	▼	-	6	6	7	7	8	8	9
	▲	-	1	1	1	1	2	2	2
	●	-	6	6	7	7	8	8	9
550	■	-	2	2	-	-	-	-	-
	▼	-	7	7	-	-	-	-	-
	▲	-	1	1	-	-	-	-	-
	●	-	7	7	-	-	-	-	-

Ingombri minimi della tenda finita - 1 coppia bracci  
 Minimum awning encumbrances - 1 pair arms  
 Encombrentes minimum du store fini - 1 pair bras  
 Minimaler Ausmaß der fertigen Markise - 1 Paar Arme

cm	↔
410	442
460	492
510	542
550	600

